



Always Designing  
for People™

## **ADP National Employment Report: Private Sector Employment Increased by 275,000 Jobs in April**

**ROSELAND, N.J. – May 1, 2019** – Private sector employment increased by 275,000 jobs from March to April according to the April [ADP National Employment Report](#)®. Broadly distributed to the public each month, free of charge, the *ADP National Employment Report* is produced by the ADP Research Institute® in collaboration with Moody's Analytics. The report, which is derived from ADP's actual payroll data, measures the change in total nonfarm private employment each month on a seasonally-adjusted basis.

### **April 2019 Report Highlights\***

View the *ADP National Employment Report* Infographic at [www.adpemploymentreport.com](http://www.adpemploymentreport.com).

**Total U.S. Nonfarm Private Employment: 275,000**

#### **By Company Size**

- **Small businesses: 77,000**
  - 1-19 employees 32,000
  - 20-49 employees 45,000
- **Medium businesses: 145,000**
  - 50-499 employees 145,000
- **Large businesses: 53,000**
  - 500-999 employees 20,000
  - 1,000+ employees 33,000

#### **By Sector**

- **Goods-producing: 52,000**
  - Natural resources/mining -2,000
  - Construction 49,000
  - Manufacturing 5,000
- **Service-providing: 223,000**
  - Trade/transportation/utilities 37,000
  - Information -1,000
  - Financial activities 6,000
  - Professional/business services 59,000
    - Professional/technical services 28,000
    - Management of companies/enterprises 7,000
    - Administrative/support services 25,000
  - Education/health services 54,000
    - Health care/social assistance 46,000
    - Education 9,000
  - Leisure/hospitality 53,000
  - Other services 14,000

\* Sum of components may not equal total, due to rounding.

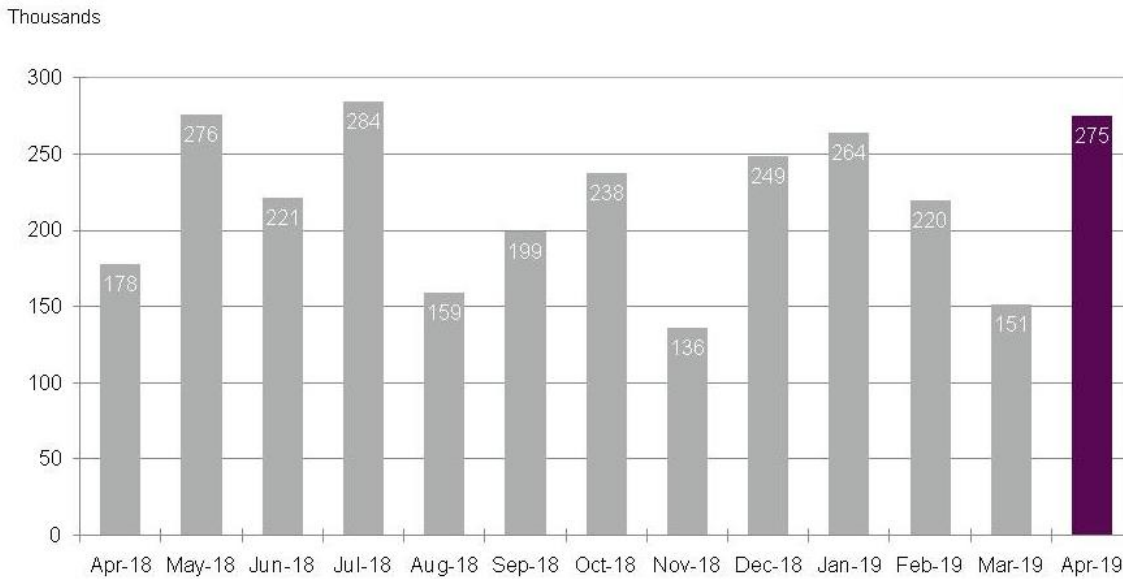
- **Franchise Employment\*\***
  - Franchise jobs 9,500

\*\*Complete details on franchise employment can be found [here](#).

“April posted an uptick in growth after the first quarter appeared to signal a moderation following a strong 2018,” said Ahu Yildirmaz, vice president and co-head of the ADP Research Institute. “The bulk of the overall growth is with service providers, adding the strongest gain in more than two years.”

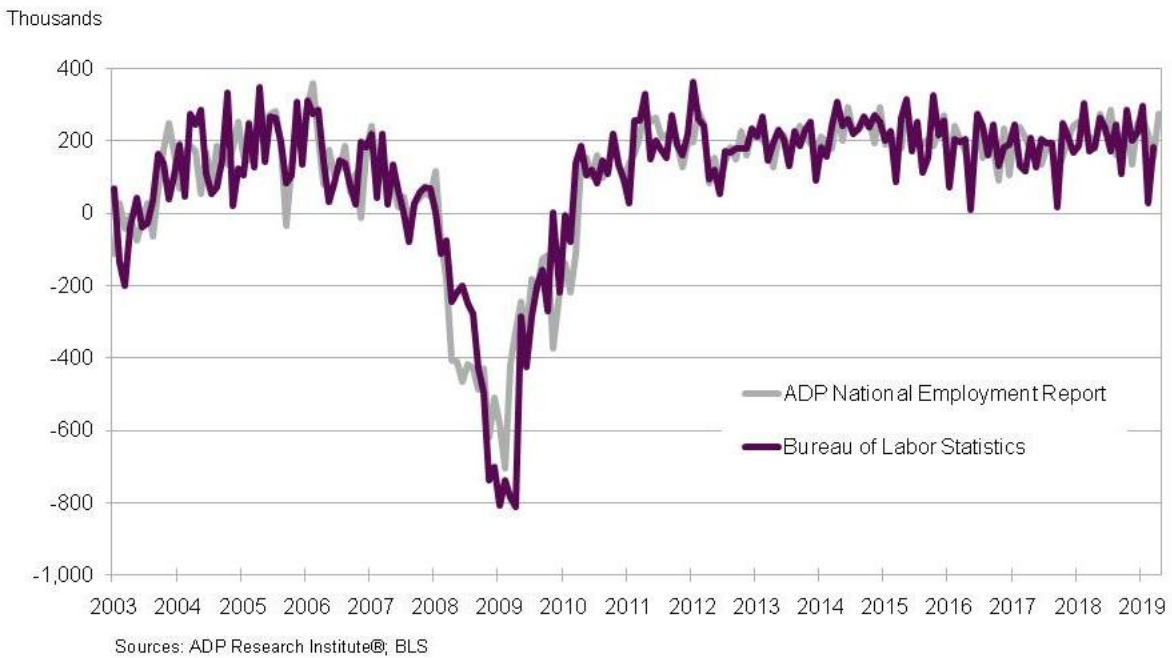
Mark Zandi, chief economist of Moody’s Analytics, said, “The job market is holding firm, as businesses work hard to fill open positions. The economic soft patch at the start of the year has not materially impacted hiring. April’s job gains overstate the economy’s strength, but they make the case that expansion continues on.”

### Chart 1. Change in Total Nonfarm Private Employment

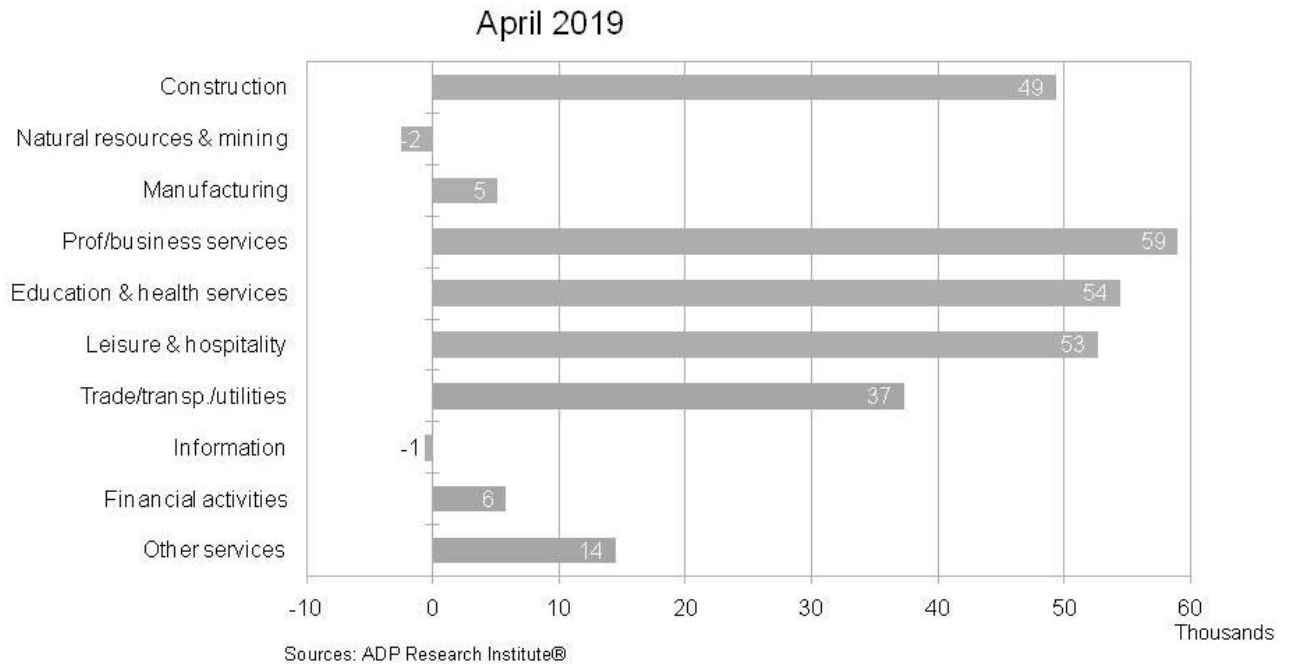


Sources: ADP Research Institute®

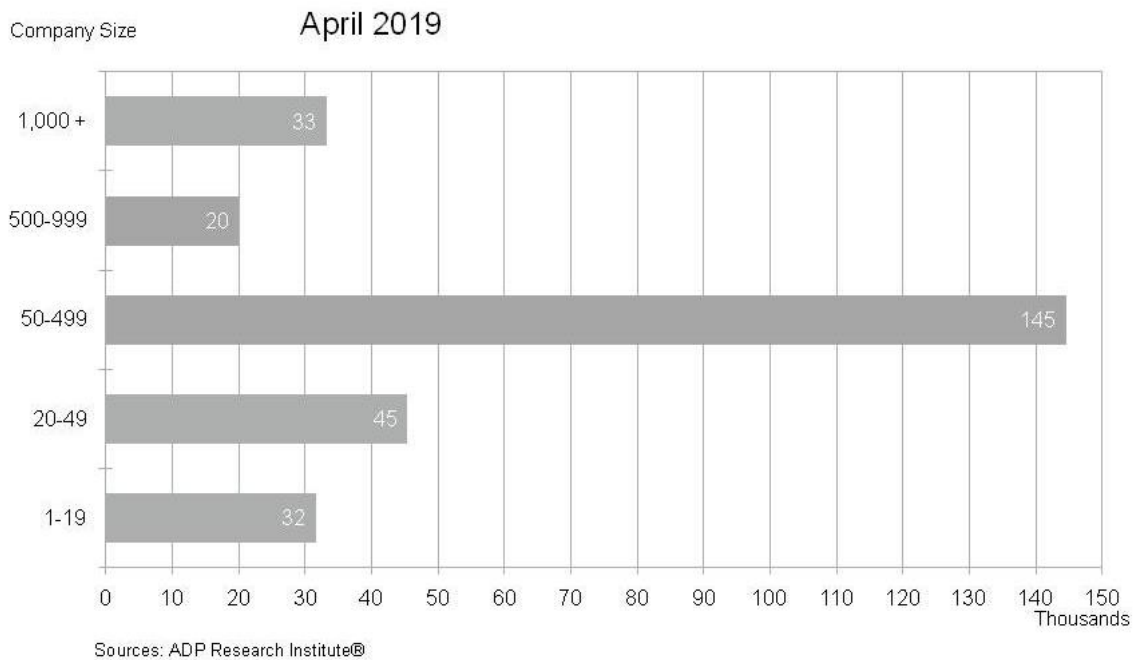
### Chart 2. Historical Trend – Change in Total Nonfarm Private Employment



### Chart 3. Change in Nonfarm Private Employment by Selected Industry



## Chart 4. Change in Nonfarm Private Employment by Company Size



Note: All size data included in the ADP National Employment Report is based on size of business, defined as an entity with a unique Employer Identification Number, which may include multiple establishments. Sum of components may not equal total due to rounding.

The matched sample used to develop the *ADP National Employment Report* was derived from ADP payroll data, which represents 411,000 U.S. clients employing nearly 24 million workers in the U.S. The March total of jobs added was revised up from 129,000 to 151,000.

To obtain additional information about the *ADP National Employment Report*, including additional charts, supporting data and the schedule of future release dates, or to subscribe to the monthly email alerts and RSS feeds, please visit [www.adpemploymentreport.com](http://www.adpemploymentreport.com).

The May 2019 *ADP National Employment Report* will be released at 8:15 a.m. ET on June 5, 2019.

### **About the ADP National Employment Report®**

The *ADP National Employment Report*® is a monthly measure of the change in total U.S. nonfarm private employment derived from actual, anonymous payroll data of client companies served by ADP®, a leading provider of human capital management solutions. The report, which measures nearly 24 million U.S. workers, is produced by the ADP Research Institute®, a specialized group within the company that provides insights around employment trends and workforce strategy, in collaboration with Moody's Analytics, Inc.

Each month, ADP issues the *ADP National Employment Report* as part of the company's commitment to adding deeper insights into the U.S. labor market and providing businesses, governments and others with a source of credible and valuable information. The *ADP National Employment Report* is broadly distributed to the public each month, free of charge.

The data for this report is collected for pay periods that can be interpolated to include the week of the 12<sup>th</sup> of each month, and processed with statistical methodologies similar to those used by the U.S. Bureau of Labor Statistics to compute employment from its monthly survey of establishments. Due to this processing, this subset is modified to make it indicative of national employment levels; therefore, the resulting employment changes computed for the *ADP National Employment Report* are not representative of changes in ADP's total base of U.S. business clients.

For a description of the underlying data and the statistical model used to create this report, please see the [ADP National Employment Report: Development Methodology](#).

### **About Moody's Analytics**

Moody's Analytics helps capital markets and risk management professionals worldwide respond to an evolving marketplace with confidence. The company offers unique tools and best practices for measuring and managing risk through expertise and experience in credit analysis, economic research and financial risk management. By providing leading-edge software, advisory services, and research, including the proprietary analysis of Moody's Investors Service, Moody's Analytics integrates and customizes its offerings to address specific business challenges. Moody's Analytics is a subsidiary of Moody's Corporation (NYSE: MCO), which reported revenue of \$3.5 billion in 2015, employs approximately 10,800 people worldwide and maintains a presence in 36 countries. Further information is available at [www.moodyanalytics.com](http://www.moodyanalytics.com).

### **About ADP (NASDAQ – ADP)**

Designing better ways to work through cutting-edge products, premium services and exceptional experiences that enable people to reach their full potential. HR, Talent, Time Management, Benefits and Payroll. Informed by data and designed for people. Learn more at [ADP.com](http://ADP.com)

*ADP, the ADP logo, and Always Designing for People, ADP National Employment Report, ADP Small Business Report, ADP National Franchise Report, and ADP Research Institute are registered trademarks of ADP, LLC. All other marks are the property of their respective owners.*

*Copyright © 2019 ADP, LLC. All rights reserved.*

### **ADP-Media**

#### **Media Contact:**

Allyce Hackmann

ADP, LLC

(201) 400-4583

[allyce.hackmann@adp.com](mailto:allyce.hackmann@adp.com)